
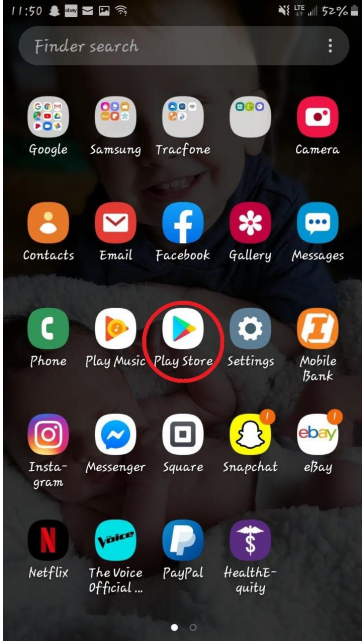

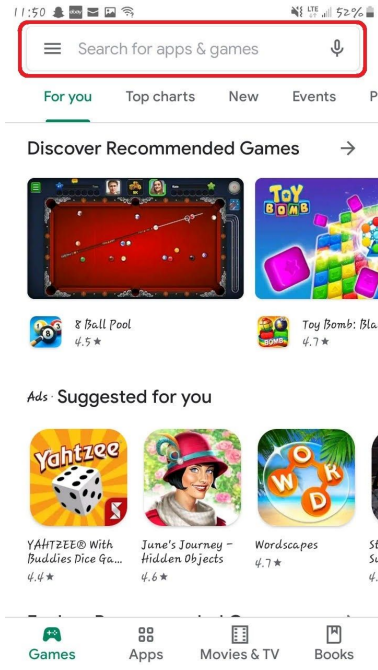
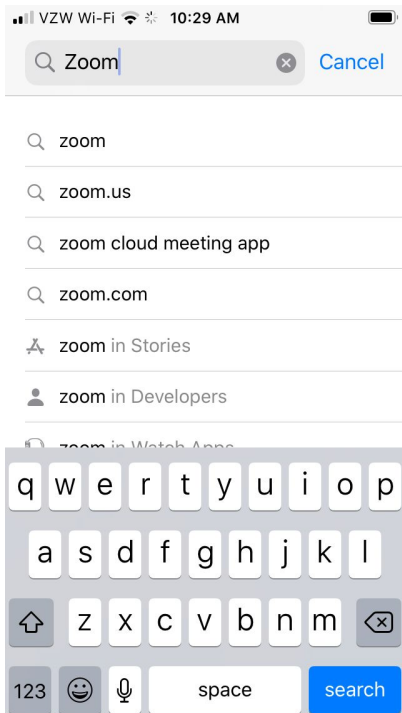


INSTRUCTIONS FOR VIDEO TELEMEDICINE VISITS

**In order to provide audiovisual telemedicine capability for your visit from home, please follow the instructions below to download the HIPAA-compliant “Zoom” application to your phone. You can also download this program on your home computer.*

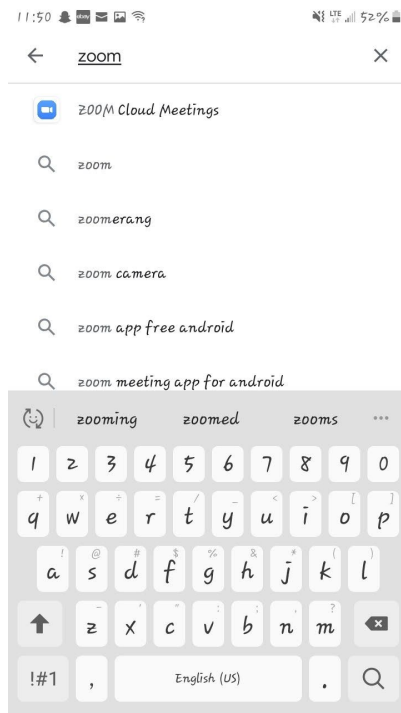
iPhone/Apple Device	Android Phone/Tablet
 <p data-bbox="321 1152 581 1184">Go to the “App Store”</p>	 <p data-bbox="1036 1152 1295 1184">Go to the “Play Store”</p>
 <p data-bbox="191 1896 711 1927">Select “Search” at the bottom of the screen</p>	 <p data-bbox="881 1896 1458 1927">Click in the “Search” bar at the top of the screen</p>

iPhone

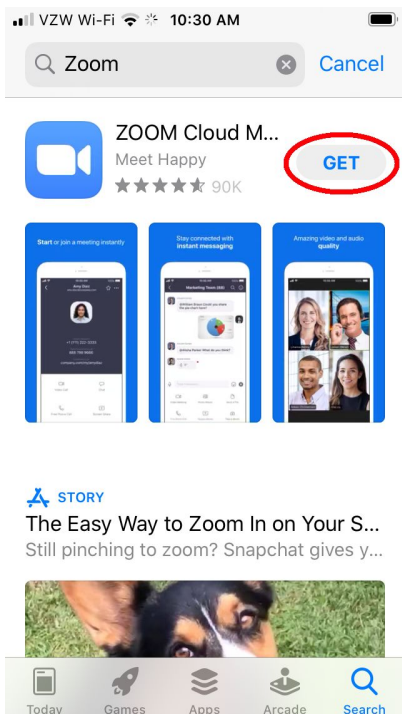


Type "Zoom" into the search bar

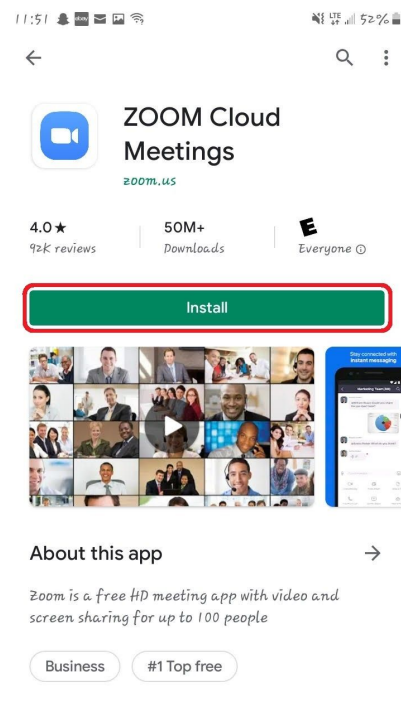
Android



Type "Zoom" into the search bar



Select "Get" for ZOOM Cloud Meetings



Select "Install" for ZOOM Cloud Meetings

Once you have downloaded the Zoom software, please contact the office staff at 332-9720 to inform them. You will then receive a link via email or text that you can use to access your telemedicine visit at the scheduled time.